



PRODUCT CATALOGUE

— PELLET PIPE —
MODEL PL
by  **SELKIRK®**

**the Venting
Solution for
your Pellet
burning
appliance**




Pellet Pipe Features and Benefits

- 1/2" air-space.
- 300 series Stainless Steel inner liner.
- Galvalume outer casing.
- Twist-Lock coupler for easy assembly/disassembly.
- 3" clearance to combustibles.
- Ceramic Fibre gasket at female end, factory installed to contain fly ash.

Lengths

For installed length, subtract 1" per joint.


FIXED LENGTHS



- Available in Lengths of 6", 12", 18", 24", 36" and 60".

DIA.	LENGTH	DIMENSIONS			PRODUCT CODE
		A	B	C	
3"	6"	4"	3"	6"	PL306
4"	6"	5"	4"	6"	PL406
3"	12"	4"	3"	12"	PL312
4"	12"	5"	4"	12"	PL412
3"	18"	4"	3"	18"	PL318
4"	18"	5"	4"	18"	PL418
3"	24"	4"	3"	24"	PL324
4"	24"	5"	4"	24"	PL424
3"	36"	4"	3"	36"	PL336
4"	36"	5"	4"	36"	PL436
3"	60"	4"	3"	60"	PL360
4"	60"	5"	4"	60"	PL460

ADJUSTABLE LENGTH



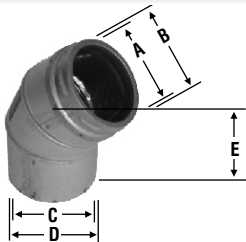
- Used to adjust pipe to desired length.
- Simply slides over another PL length (Note: do not use over an Elbow or Tee)
- Adjustable from 4" to 8".
- Eliminates the need to cut pipe.
- Lanced couplers should be sealed to prevent leakage.

DIA.	DIMENSIONS				PRODUCT CODE
	A	B	C	D	
3"	4"	3"	2-7/8"	13"	PL3ADJ
4"	5"	4"	3-7/8"	13"	PL4ADJ

Elbows & Tees

For installed length, subtract 1" per joint.

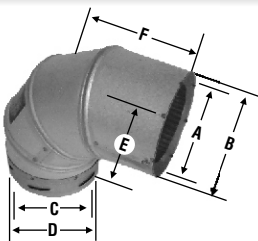
45 DEGREE FIXED ELBOW



- Used to offset pipe around construction obstacles.
- Crimped bend for tighter fit / reduced leakage.
- Factory sealed at couplers to prevent leakage.

DIA.	DIMENSIONS					PRODUCT CODE
	A	B	C	D	E	
3"	3"	4"	3"	4"	3-1/2"	PL345
4"	4"	5"	4"	5"	4-1/2"	PL445

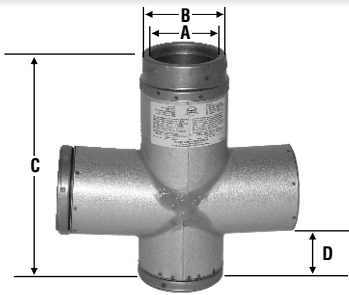
90 DEGREE FIXED ELBOW



- Used to orient pipe between vertical and horizontal orientation.
- Crimped bend for tighter fit / reduced leakage.
- Factory sealed at couplers to prevent leakage.

DIA.	DIMENSIONS						PRODUCT CODE
	A	B	C	D	E	F	
3"	3"	4"	3"	4"	5"	5-1/8"	PL390
4"	4"	5"	4"	5"	5-7/8"	6-3/8"	PL490

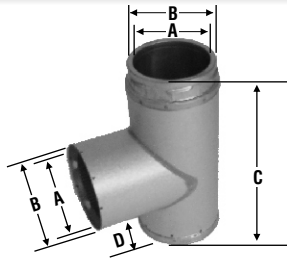
DOUBLE TEE



- Provides access to clean horizontal portion of chimney system.
- Two (2) Tee Caps included

DIA.	DIMENSIONS				PRODUCT CODE
	A	B	C	D	
3"	3"	4"	10-1/4"	1-1/2"	PL3DT
4"	4"	5"	11"	2"	PL4DT

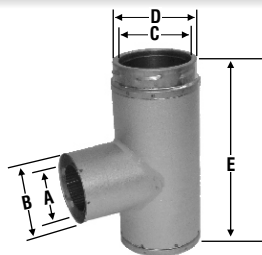
TEE



- Used to transition system from horizontal to vertical orientation.
- Provides easy access for inspection and maintenance.
- Includes Tee Cap.* (*Lanced couplers should be sealed to prevent leakage)

DIA.	DIMENSIONS				PRODUCT CODE
	A	B	C	D	
3"	3"	4"	10-3/4"	2-1/4"	PL3T
4"	4"	5"	11-1/4"	2-1/2"	PL4T

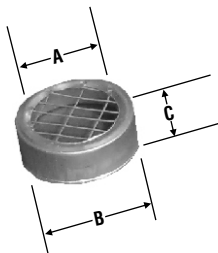
TEE (INCREASER 3" to 4")



- Used to transition system from 3" horizontal to 4" vertical orientation.
- Provides easy access for inspection and maintenance.
- Includes Tee Cap.* (*Lanced couplers should be sealed to prevent leakage)

DIA.	DIMENSIONS					PRODUCT CODE
	A	B	C	D	E	
3"	3"	4"	4"	5"	12"	PL43T

COLLAR WITH SCREEN




- Vent Termination for horizontal (through-the-wall) installations where the Termination is extended away from the side of the house.
- Designed to prevent rain, snow or debris from entering the pipe.

DIA.	DIMENSIONS			PRODUCT CODE
	A	B	C	
3"	3"	4"	1"	PL3CWS
4"	4"	5"	1"	PL4CWS

Supports

BLACK CEILING SUPPORT

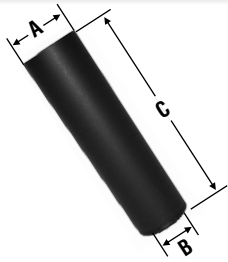


- Used to support pipe from the ceiling joist.
- Supports up to 50' of pipe.
- Centres pipe between floors.
- Maintains 3" air-space clearance.
- Round design with decorative Black hi-temp paint finish.

DIA.	DIMENSIONS			PRODUCT CODE
	A	B	C	
3"	4"	15-1/2"	10"	PL3BCS
4"	5"	16-1/2"	11"	PL4BCS

Supports


CATHEDRAL SUPPORT



- Used in cathedral style installations.
- Supports 50' of Pellet Pipe.
- Trim plate included.

DIA.	DIMENSIONS			PRODUCT CODE
	A	B	C	
3"	10"	4"	34"	PL3LCS
4"	11"	5"	34"	PL4LCS

SUPPORT ASSEMBLY




- Used to support pipe from the ceiling joist.
- Supports up to 50' of pipe.
- Centres pipe between floors.
- Maintains 3" air-space clearance.
- Installed above the joist, with a Firestop Spacer installed below the joist.

DIA.	DIMENSIONS		PRODUCT CODE
	A	B	
3"	4"	12"	PL3SA
4"	5"	13"	PL4SA

Flashings & Storm Collar

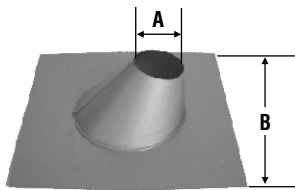
TALL CONE FLASHING



- Used to waterproof installations through a flat roof.

DIA.	DIMENSIONS		PRODUCT CODE
	A	B	
3"	4"	18"	PL3TCF
4"	5"	18"	PL4TCF


ADJUSTABLE ROOF FLASHING



- Used to waterproof installations that penetrate the roof line.
- Adjustable for 0/12 - 6/12 roof pitches

DIA.	DIMENSIONS		PRODUCT CODE
	A	B	
3"	4"	18"	PL3ARF
4"	5"	18"	PL4ARF

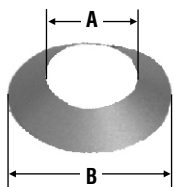
STEEP ROOF FLASHING



- Used to waterproof installations that penetrate the roof line of a steep roof.
- Adjustable for 7/12 to 12/12 pitch roofs.

DIA.	DIMENSIONS			PRODUCT CODE
	A	B	C	
3"	4"	18"	18"	PL3SRF
4"	5"	18"	18"	PL4SRF

STORM COLLAR

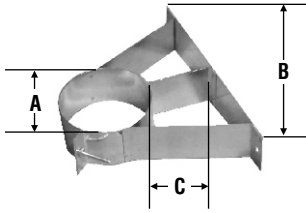


- Used to provide a weather proof seal to pipe above roof flashing.
- Seal inner edge with hi-temp silicone sealant.

DIA.	DIMENSIONS		PRODUCT CODE
	A	B	
3"	4"	7-1/2"	PL3SC
4"	5"	8-1/4"	PL4SC

Parts & Accessories

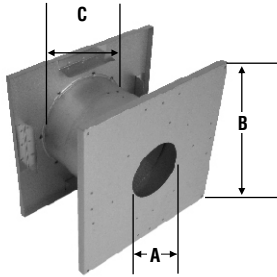
WALL BAND



- Used to stabilize the pipe against an outside wall.
- Must be installed just above the Tee and every 6' thereafter.
- Maintains 3" air-space clearance.

DIA.	DIMENSIONS			PRODUCT CODE
	A	B	C	
3"	4"	10-1/4"	3"	PL3WB
4"	5"	12"	3"	PL4WB

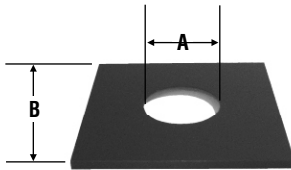
THIMBLE



- Used in Through-the-Wall installations.
- Maintains 3" air-space clearance.
- Centres pipe between walls.
- Telescopic design can be used on standard walls 5" - 9" thick. For 9" - 18" thick walls, a Wall Thimble Extension is required.

DIA.	DIMENSIONS			PRODUCT CODE
	A	B	C	
3"	4-1/8"	12"	7-1/8"	PL3TH
4"	5-1/8"	13"	8-1/8"	PL4TH

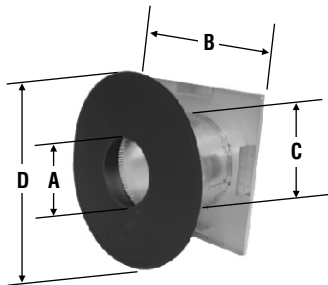
THIMBLE COVER PLATE



- Decorative addition to interior plate on Wall Thimble.
- Decorative Black hi-temp paint finish.

DIA.	DIMENSIONS		PRODUCT CODE
	A	B	
3"	4-1/8"	12-1/8"	PL3THCP
4"	5-1/8"	12-1/8"	PL4THCP


DECORATIVE THIMBLE ROUND



- Used in Through-the-Wall installations.
- Maintains 3" air-space clearance.
- Centres pipe between walls.
- Telescopic design can be used on walls 5" - 9" thick. For 9" - 18" thick walls, a Wall Thimble Extension is required.
- Round design with decorative Black hi-temp paint finish.

DIA.	DIMENSIONS				PRODUCT CODE
	A	B	C	D	
3"	4-1/8"	12"	7-1/8"	14"	PL3THD
4"	5-1/8"	13"	8-1/8"	15"	PL4THD

FIRESTOP SPACER

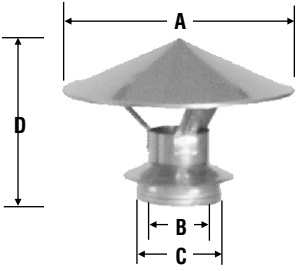


- Used to protect combustible materials where the pipe passes through a ceiling or wall.

DIA.	DIMENSIONS		PRODUCT CODE
	A	B	
3"	4"	12"	PL3FS
4"	5"	13"	PL4FS

Parts & Accessories


RAIN CAP



- Vent Termination for vertical (through-the-roof) installations.
- Designed to prevent rain & snow from entering the pipe.
- Must be a minimum 12" above roof line.

DIA.	DIMENSIONS				PRODUCT CODE
	A	B	C	D	
3"	10-1/2"	3"	4"	6-3/4"	PL3RC
4"	11"	4"	5"	7"	PL4RC


FLEX CONNECTOR



- Used to connect a Stainless Steel Flex length to female end of Pellet Pipe.

DIA.	DIMENSIONS			PRODUCT CODE
	A	B	C	
3"	3"	4"	3-3/8"	PL3FC
4"	4"	5"	4-3/8"	PL4FC


REVERSE FLEX CONNECTOR



- Used to connect male end of Pellet Pipe to a Stainless Steel Flex length.

DIA.	DIMENSIONS			PRODUCT CODE
	A	B	C	
3"	3"	4"	3-3/8"	PL3FCR
4"	4"	5"	4-3/8"	PL4FCR

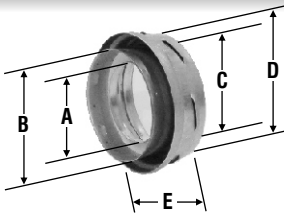
INCREASER



- Used to adapt 3" Pellet Pipe to 4" Pellet Pipe.
- Clean looking tapered design.

DIA.	DIMENSIONS					PRODUCT CODE
	A	B	C	D	E	
3"	3"	4"	4"	5"	7-1/2"	PL3IN

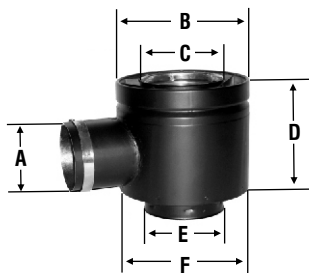
INCREASER - SHORT



- Used to adapt 3" Pellet Pipe to 4" Pellet Pipe.
- Reduced length from regular Increaser.

DIA.	DIMENSIONS					PRODUCT CODE
	A	B	C	D	E	
3"	3"	4"	4"	5"	2"	PL3INS

DIRECT-TEMP PL PIPE ADAPTER




- Used to transition from Energy Vent Pellet Pipe (PL) to 4" Direct-Temp Pellet.
- Black paint finish.
- 3" snout.
- Includes hose clamp for flex connection.
- Twist-Lock PL connection with gasket.

DIA.	DIMENSIONS						PRODUCT CODE
	A	B	C	D	E	F	
3"	3"	6-5/8"	4"	6"	3"	4"	4DT-3PL
4"	3"	6-5/8"	4"	6"	4"	5"	4DT-4PL

Parts & Accessories


HARMAN PIPE ADAPTER



- Used to connect Pellet Pipe to the outlet of a Harman pellet stove.
- Female end adapts to stove outlet with a leak proof connection.
- Create a tight seal to stove outlet with Hi-Temp silicone.

DIA.	DIMENSIONS		Description	PRODUCT CODE
	A	B		
3"	3-1/2"	4"	PL3HPA pipe adapter outside	PL3HPA
3"	3"	4"	PL3HPA2 pipe adapter inside	PL3HPA2


PIPE ADAPTER



- Used to connect Pellet Pipe to the outlet of a pellet stove.
- Female end adapts to stove outlet with a leak proof connection.
- Create a tight seal to stove outlet with Hi-Temp silicone.

DIA.	DIMENSIONS		PRODUCT CODE
	A	B	
3"	3"	4"	PL3PA
4"	4"	5"	PL4PA

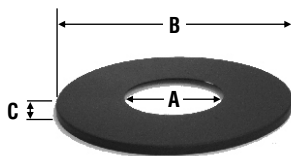
UNIVERSAL PIPE ADAPTER



- Universal adapter used to connect Pellet Pipe to the outlet of a pellet stove.
- Female end adapts to stove outlet with a leak proof connection.
- Create a tight seal to stove outlet with Hi-Temp silicone.

DIA.	DIMENSIONS		PRODUCT CODE
	A	B	
3"	3"	4"	PL3UPA
4"	4"	5"	PL4UPA

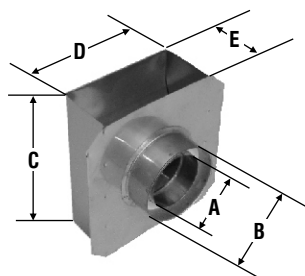
TRIM COLLAR - BLACK



- Used to cover the gap between the pipe and framing, where it passes through the ceiling.
- Round design with decorative Black hi-temp paint finish.

DIA.	DIMENSIONS			PRODUCT CODE
	A	B	C	
3"	4-1/8"	11"	1/2"	PL311C
4"	5-1/8"	11"	1/2"	PL411C


END VENT



- Vent Termination for horizontal (through-the-wall) installations where the Termination is secured to outside of house.
- Designed to prevent rain, snow or debris from entering the pipe.
- End Vent is not UL/ULC Listed.

DIA.	DIMENSIONS					PRODUCT CODE
	A	B	C	D	E	
3"	3"	4"	6-1/8"	7-7/8"	4-1/2"	PL3EV
4"	4"	5"	6-1/8"	7-7/8"	4-1/2"	PL4EV

MASONRY CONNECTOR



- Used to adapt Pellet Pipe to a masonry chimney.

DIA.	DIMENSIONS			PRODUCT CODE
	A	B	C	
3"	3"	4"	11-3/4"	PL3MC
4"	4"	5"	11-3/4"	PL4MC

PELLET PIPE MODEL PL

ENERGY VENT Pellet Pipe has raised the bar for design with a better performing vent for today's modern pellet stoves.

The Energy Vent Advantage

Energy Vent PL-Pellet Pipe Features:

- Double wall, air insulated design that is unsurpassed in the Hearth Products industry.
- The inner liner is constructed of upgraded Type 304 Stainless Steel which provides a superior corrosion resistance compared to other Pellet Pipe products.
- The Galvalume outer casing is superior to Galvanized Steel common to other Pellet Pipes.
- Our 1/2" air space between the inner and outer walls provides better insulating qualities than 1/4" air space designs for outer wall temperatures and improved draft effect.
- All parts are sealed with a factory installed ceramic fibre gasket at the female end to prevent fly ash leakage. Unlike other designs, Energy Vent PL-Pellet Pipe does not require field application of foil tape or silicone sealant.



Applications

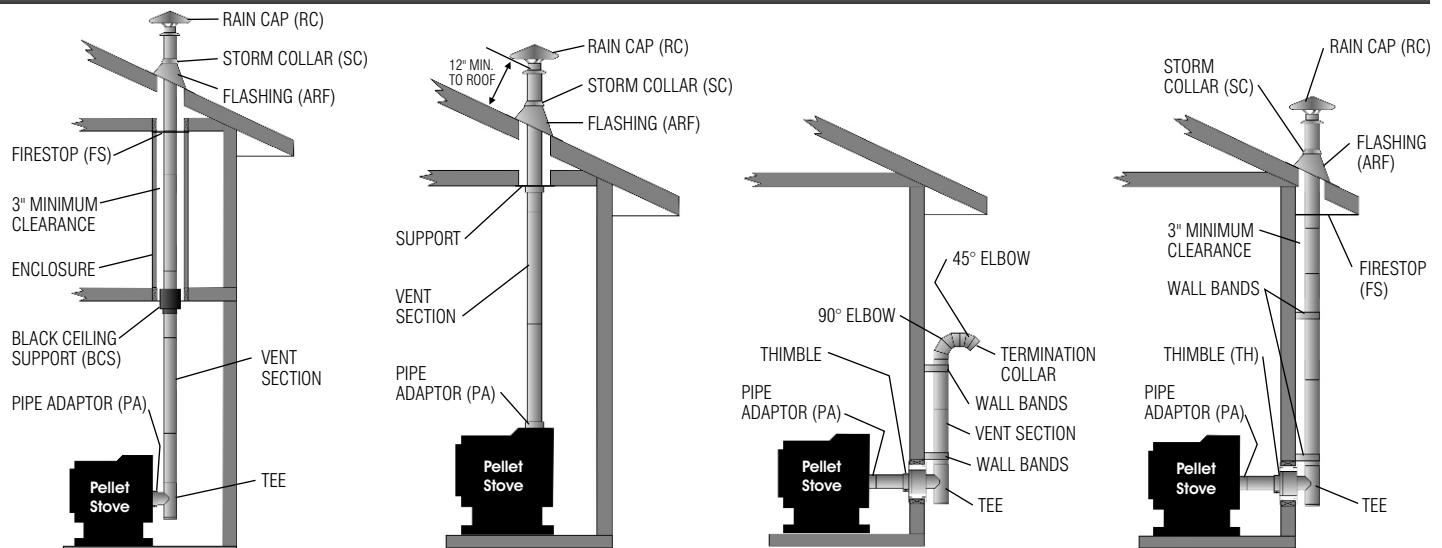
Energy Vent PL is listed to ULC S609, UL/ORD C441 and UL 641 for installation in Canada and the USA. Energy Vent PL is available in 3" and 4" inner diameters and is designed for use with all Pellet Stoves and low temperature venting systems up to 570 degrees F.

How Do Pellet Stoves Work?

Pellet Stoves use an automatic feed system to deliver wood pellets into a burn chamber within the stove. Combustion air is forced through the fire, creating a mini furnace. Since these stoves are power vented they provide installation flexibility within the home and can be vented vertically or horizontally. Check the manufacturers Installation Instructions provided with each stove for specific details.

Pellet Stoves burn economical pellets made from recycled sawdust. State-of-the-art technology helps control the fuel-to-air ratio within the stove to ensure almost complete combustion of the fuel. This high efficiency technology also produces low emissions for better air quality.

Typical Installations



EV-PP001-E-R&B 3629-10/07

SELKIRK®

Made in Canada Fabriqué au Canada

Selkirk Corporation
1301 W. Pres. George Bush Highway
Richardson, TX 75080-1139
Toll Free: 1.800.992.VENT (8368)

www.selkirkcorp.com

Selkirk Canada Corporation
P.O. Box 526, Depot 1
Hamilton, ON L8L 7X6
Toll Free: 1.888.SELKIRK (735.5475)